

iCare EIDON Family



**Unsurpassed Ultra-Widefield
image quality**

For better perception **icare**

The TrueColor Confocal Ultra-Widefield imaging up to 200°



iCare EIDON Family

Unsurpassed Ultra-Widefield image quality

iCare EIDON Family is a family of fundus imaging devices designed to provide Ultra-Widefield high resolution images. iCare EIDON Family is composed of three models, iCare EIDON, EIDON AF and EIDON FA, to serve different needs with a complete suite of imaging modalities.



TrueColor Confocal Technology, with white LED, promotes detailed **retinal pictures** with **pupils** as small as **2.5 mm** and scanning **through cataract**.



Ultra-Widefield* high resolution imaging provides both detail-rich and panoramic views of the retina up to 200°.

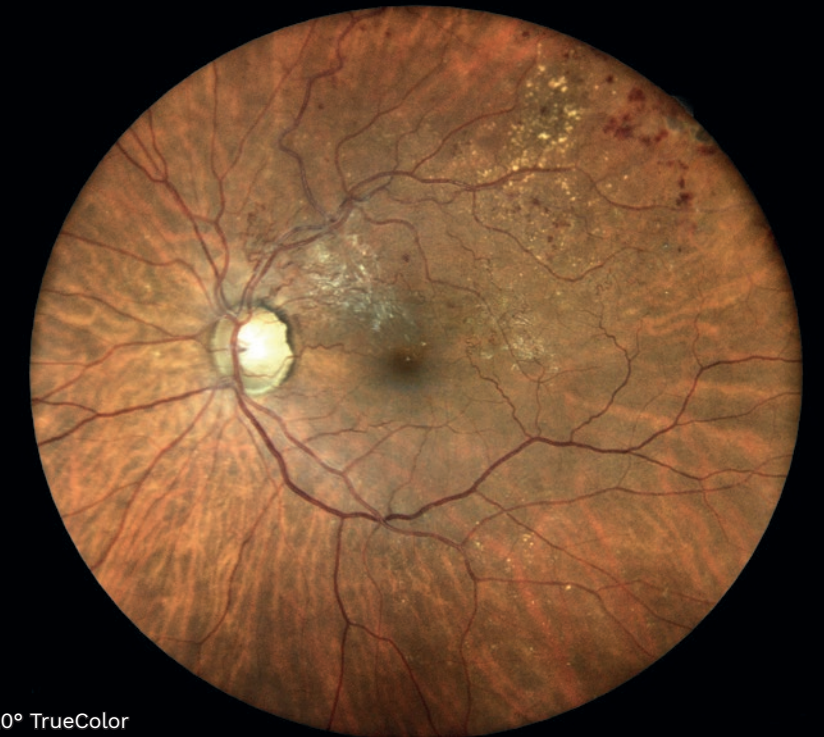


Flexibility in operational modes, **from fully automatic control to manual operation**, requires minimal staff training, speeding up the examination time.

iCare EIDON Family

The TrueColor Confocal Technology

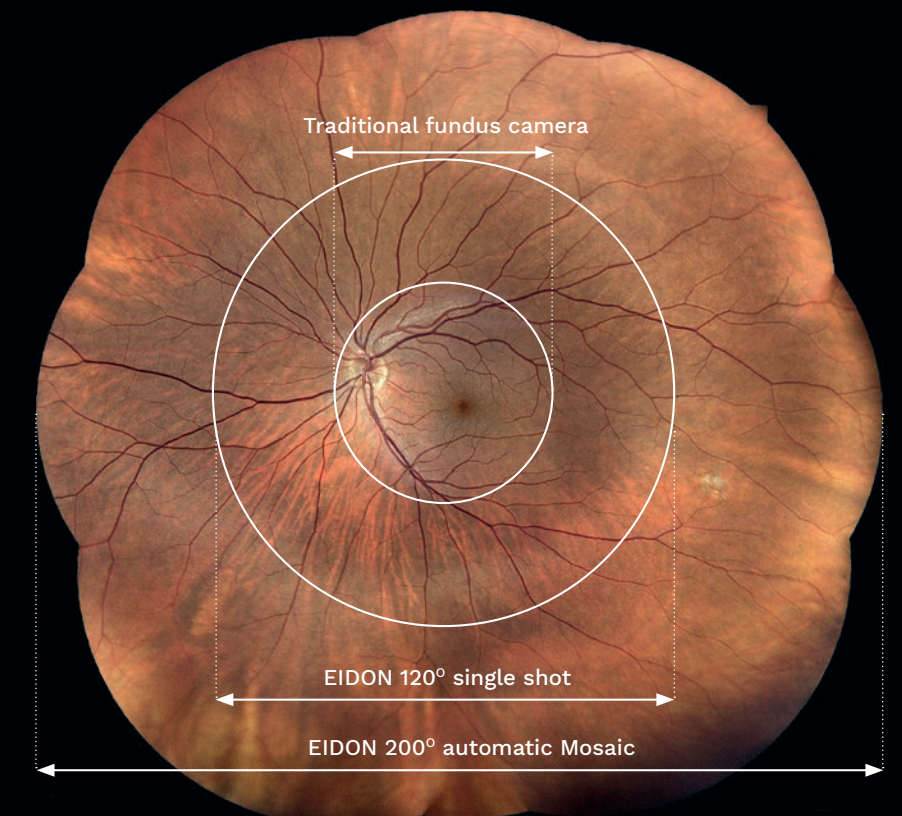
iCare EIDON Family combines a confocal optical engine with a white light LED source - which includes the entire visible spectrum of light - to illuminate the retina and to capture TrueColor fundus images characterized by colors close to reality.



120° TrueColor

iCare EIDON Family allows a panoramic view of the retina, up to 200°

By using a proprietary stitching algorithm, iCare EIDON Family automatically combines different fields without user intervention, offering unsurpassed image quality, sharpness, and details, from the posterior pole to the periphery.



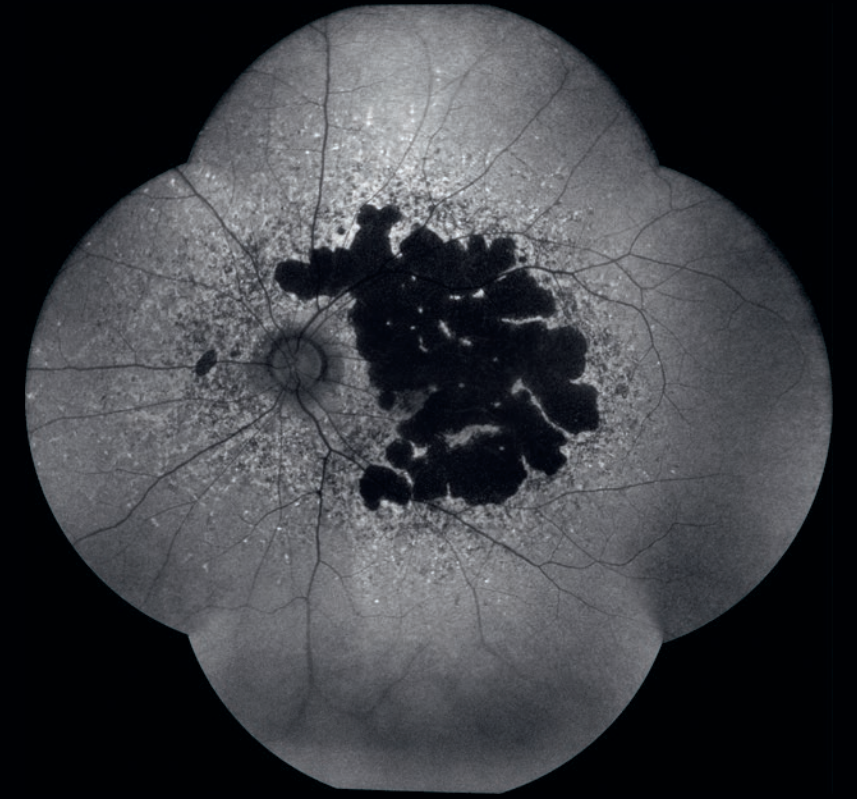
*Ultra-Widefield imaging is available with the optional EIDON UWF Module.

A complete suite of retina images

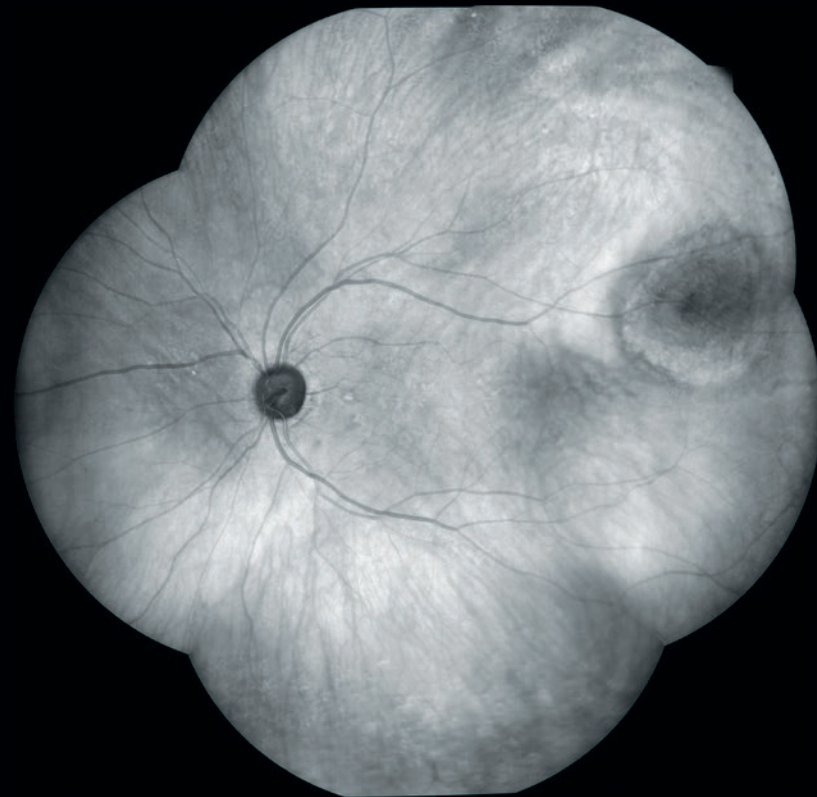
TrueColor
to see the retina with superior color fidelity



Blue Fundus Autofluorescence
to assess the Retinal Pigment Epithelial layer integrity



Infrared
to get information corresponding to the choroid



Fluorescein Angiography
to observe and monitor retinal blood flow details



All these imaging modalities are available also using the optional EIDON UWF Module, for wider field of view acquisition.

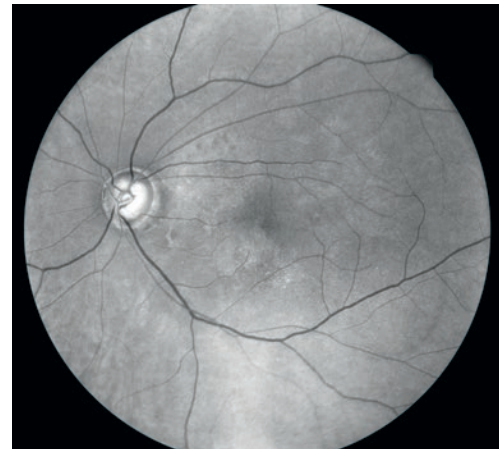
RGB channels separation

iCare EIDON Family TrueColor images can be separated into red, green and blue channel images to enhance the visualization of details on different retina layers.

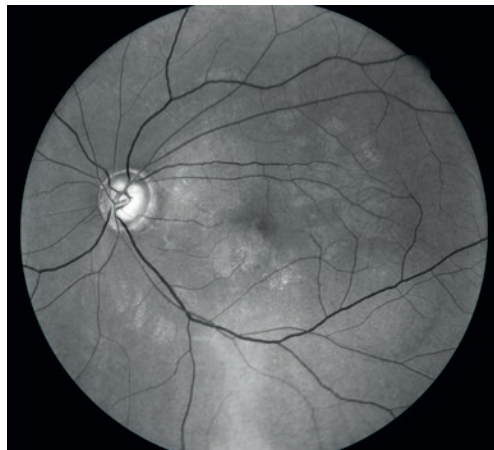
TrueColor



Red Channel



Green Channel



Blue Channel



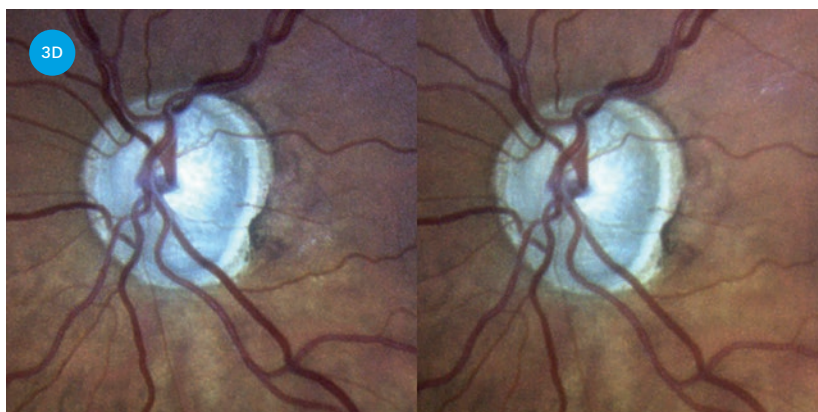
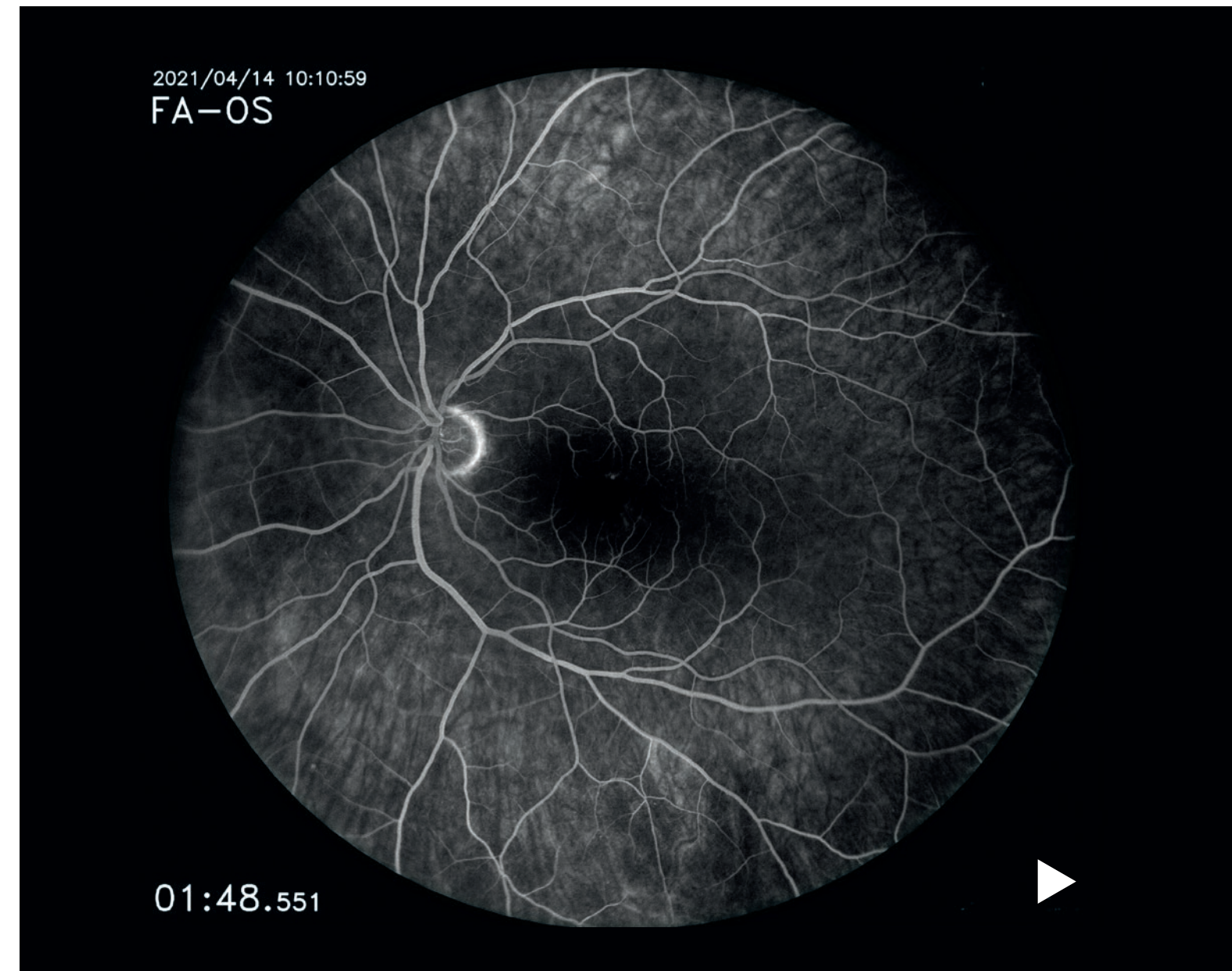
All these imaging modalities are available also using the optional EIDON UWF Module, for wider field of view acquisition.

Fluorescein Angiography video provides detailed dynamic view of retina vasculature

The fully automated capability of iCare EIDON FA transforms the overall complex Fluorescein Angiography process in a simple examination requiring minimal operator involvement.

Additionally, the Fluorescein Angiography video acquisition offers a dynamic perspective of retinal vasculature and related circulation mechanisms that may be missed with static photography.

With these functionalities, iCare EIDON FA leaves the operator free to focus attention on ensuring maximum patient care and comfort.



Stereo Viewer Technology

iCare EIDON Family Stereo Viewer Technology automatically captures two separate photos of the nasal field, at different angles and different focal planes (bifocal), creating improved 3D perception of the disc.

The new **Ultra-Widefield Module**

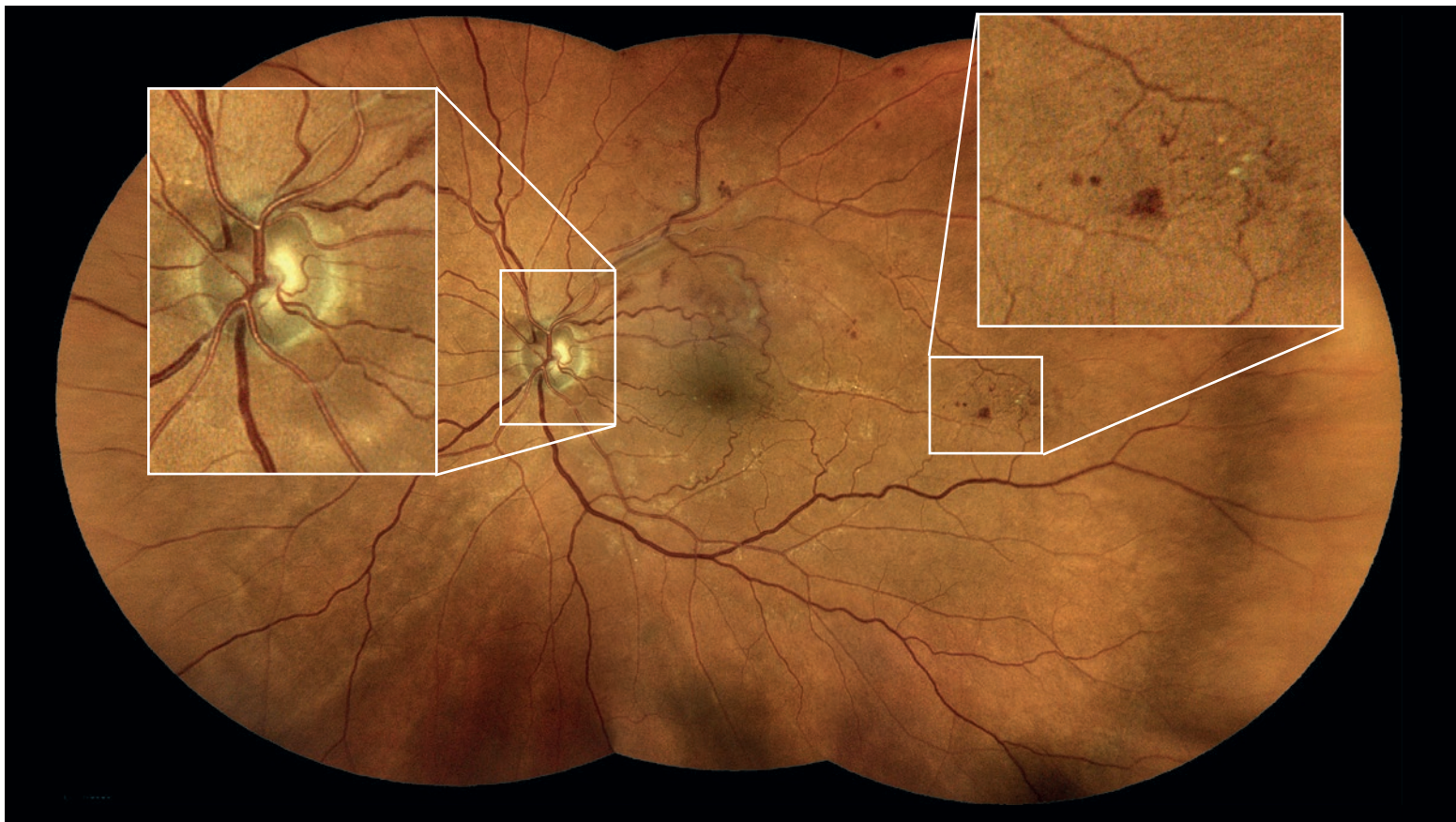
The early signs of several pathologies are often subtle and may appear first on the periphery of the retina.

The iCare EIDON UWF Module expands the retina field of view, revealing new areas that would not have been discovered with a standard field.



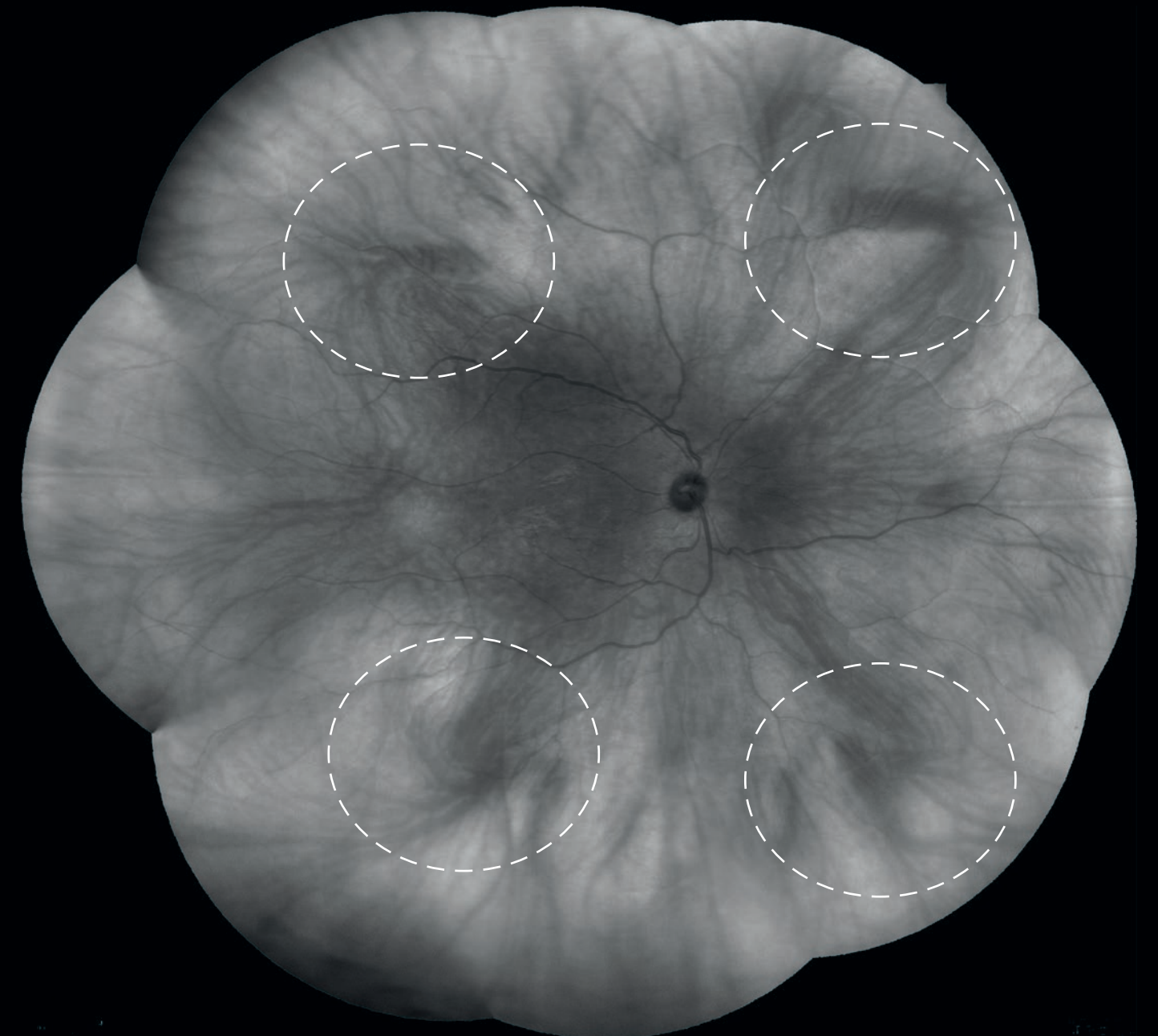
Preserved **ultra-high image quality**

Thanks to iCare EIDON UWF Module the iCare TrueColor Confocal Technology can be applied to Ultra-Widefield imaging, expanding the iCare EIDON Family's unsurpassed image quality to increased field of view on the retina.



Increased field of **view up to 200°**

With iCare EIDON UWF Module it is possible to get a wider view of the fundus, imaging 120° of the retina in a single shot and even up to 200° with the Mosaic functionality, thus revealing signs of pathology outside the standard field and allowing for more thorough detection and documentation of peripheral retinal pathologies.



The 200° Infrared image shows clearly the vortex vein ampullae in all four retina quadrants.

Provide your patient with a **comfortable exam experience**

iCare EIDON Family provides the flexibility of going from fully automatic to fully manual operation, requiring minimal staff training and speeding up examination time. With no need for dilation (2.5 mm minimum pupil), iCare EIDON Family promises enhanced comfort to patients, improving everyday workflow.



iCare EIDON Family **Remote Viewer***

The EIDON Family Remote Viewer is a browser-based software that allows for reviewing from any network computer on the same local area network (LAN), with password protection.



* Multiple concurrent accesses available under license.

Technical data

| | iCare EIDON | iCare EIDON AF | iCare EIDON FA |
|---|--|----------------|---|
| Fundus Imaging System Features | | | |
| Non-mydratric | | | |
| Field of View (measured from the center of the eye) | | | minimum pupil size 2.5 mm |
| Individual image | | | standard 90° / Ultra-Widefield*1 120° |
| Mosaic*2 (three images) | | | standard up to 160° / Ultra-Widefield*1 up to 200° |
| Sensor resolution | | | 14 Mpixel (4608 x 3288) |
| Light sources | | | |
| White LED (440 - 650 nm) | ✓ | ✓ | ✓ |
| Infrared LED (825 - 870 nm) | ✓ | ✓ | ✓ |
| Blue LED (440-475 nm) | | ✓ | ✓ |
| Imaging modalities | | | |
| TrueColor | ✓ | ✓ | ✓ |
| Infrared | ✓ | ✓ | ✓ |
| RGB channels separation*3 | ✓ | ✓ | ✓ |
| Fundus Autofluorescence | | ✓ | ✓ |
| Fluorescein Angiography | | | ✓ |
| Working distance | | | standard 28 mm / Ultra-Widefield*1 16 mm |
| Automatic operation | | | auto-alignment, auto-focus, auto-exposure, auto-capture, auto-mosaic |
| Auto-focusing adjustment range | | | -12D to +15D |
| Resolution | | | 60 pixel/deg |
| Optical resolution on the retina | | | 15 microns |
| Pixel pitch | | | 4.9 microns |
| Fixation targets | | | Internal/External |
| Dynamic Programmable Internal Fixation Target | | | Central, Nasal, Temporal, Central-Nasal, Superior, Inferior, Superior-Temporal, Superior-Nasal, Inferior-Temporal, Inferior-Nasal |
| FA video resolution | | | 1840 x 1644 pixels |
| FA video acquisition rate | | | 5 fps |
| Internal computer | | | |
| Hard drive | SSD, 480 GB | SSD, 480 GB | SSD, 2 TB |
| Display | tablet operated, with multi-touch, color display | | |
| Interfaces | Available ports: USB port x 2, Gigabit Ethernet Port x 1 | | |
| Export/Import | jpeg, pdf, DICOM*4 | | |
| Dimensions/Power supply | | | |
| Size (WxHxD) | 360 mm X 590 mm X 620 mm / 14.2" x 23.2" x 24.4" | | |
| Weight | 25 kg (55 lbs) | | |
| Related Voltage | 100-240 VAC | | |
| Frequency | 50-60 Hz | | |
| Power Consumption | 80W | | |
| Electrical Class | IEC 60601-1 Class I | | |

*1 Ultra-Widefield imaging is available with the optional EIDON UWF Module

*2 Up to nine images

*3 Digital filters

*4 Optional

iCare. For better perception.

iCare is a trusted partner in ophthalmic diagnostics, offering physicians fast, easy-to-use, and reliable tools for diagnosis of glaucoma, diabetic retinopathy, and macular degeneration (AMD). Our product assortment includes automated TrueColor imaging devices, perimeters and handheld rebound tonometers.

We believe that ophthalmic care should be accessible, effortless, and reliable, and we aim to establish the next level of eye care.

EIDON, EIDON AF and EIDON FA
are Class IIa Medical Devices,
according to 93/42/EEC

REV02 - 2021-06



Centervue S.p.A.

Via San Marco 9H
35129 Padova, Italy
Ph. +39 049 501 8399
info@icare-world.com

Icare Finland Oy

Äyritie 22
01510 Vantaa, Finland
Ph. +358 9 8775 1150
info@icare-world.com

Icare USA, Inc.

4700 Falls of Neuse Rd. Ste 245
Raleigh, NC. 27609
Ph. +1 888.422.7313
Fax +1 877.477.5485
infoUSA@icare-world.com

www.icare-world.com

icare

For better perception

Centervue S.p.A. is the Legal Manufacturer of EIDON, EIDON AF and EIDON FA. iCare is a registered trademark of Icare Finland Oy.

Centervue S.p.A., Icare Finland Oy and Icare USA, Inc. are parts of Revenio Group and represent the brand iCare.

Not all products, services or offers referenced in this brochure are approved or offered in every market and approved labeling and instructions may vary from one country to another. Product specifications are subject to change in design and scope of delivery and as a result of ongoing technical developments.